



COLEGIUL ECONOMIC „TRANSILVANIA”
TÂRGU MUREȘ



Domeniu: Educație Școlară

Tipul activității: Cursuri de formare

Erasmus+ID de mobilitate: 11224-MOB-0001

LESSON PLAN

Name: Kraus Timea- Krisztina

School: Colegiul Economic “Transilvania”

Level of study: advanced

Class: XI.D

Time of lesson: 50’

Lesson: Story Dice

<https://davebirss.com/storydice/>

Story dice are a game that uses dice with images on each side to spark creativity and storytelling. Players roll the dice and use the images as prompts to create stories, either individually or collaboratively. They can be used for various purposes, including:

- Storytelling: Rolling the dice and using the images to guide the narrative.
- Conversation starters: Encouraging discussion and imaginative thinking.
- Creative writing prompts: Inspiring new ideas for writing.

- Language learning: Integrating storytelling into language practice.
- Problem-solving: Using the dice to brainstorm solutions.

How to Play:

1. Roll the dice:

Each player rolls the dice and examines the images on the faces.

2. Interpret the images:

Each player can interpret the images in their own way, or they can agree on a shared interpretation.

3. Tell a story:

Players can take turns adding to a story, using the dice as prompts and building upon each other's contributions.

Type of lesson: Mixed lesson

Skills: listening, speaking, writing

Methods and techniques: Conversation, explanation, exercises, brainstorming







Classroom interactions: individual work; pair work;

Aims:


- Identifying the general meaning of a message; formulating the main idea in a statement.
- Participating in dialogues on familiar topics in everyday situations
- Selecting information from several texts to perform a structured work task
- Decoding the meaning of unfamiliar vocabulary from the context using the students' native language and reference materials.

STAGES

TIME	STAGE	PROCEDURE	INTERACTION	MATERIAL	ANTICIPATED PROBLEMS AND SOLUTIONS
3'	Warm up Greetings; checking attendance; preparing SS for the lesson	The Teacher greets the students and checks their attendance. Then, the Teacher carries on a short conversation about the weather and its effect on our health	T→SS SS→T	None	P: SS might first get nervous and anxious about the lesson. S: T breaks the ice through small talk that fosters a positive mental attitude of readiness in the students.
6'	Activity 1: Evocation	Write words that begin with the letters of the following word and related to the meaning of this: H earth E xercise A ctivity L ifestyle T one H ygiene Try to write a definition to the word Health.- <i>the condition of the body and the degree to which it is free from illness, or the state of being well</i> Ss complete the letters with words.	T→SS SS→T	Speaking Writing	P: Some SS may feel nervous to read S: T will encourage each contribution and helps SS

6'	Activity 2: Realization of the meaning	II. Realization of the meaning T asks students to discover and guess from the pictures what will be the text about. <div>       </div> <div> health to sleep enough limiting alcohol quitting smoking exercise healthy weight </div>	T→SS SS→T T→SS S-S SS→T	Speaking	P: Some SS may feel reluctant to speak their minds on the topic. S: T will encourage each contribution and help SS get their meaning across
30'	Activity 3: Group work	The class is divided into 4-5 groups. The teacher ask the students to write sentences where they make a report based on – <i>Useful tips for a healthy lifestyle</i> They are given 10 minutes to discuss it and to solve it, and then, they choose a representative to present the conclusions, opinions, and ideas to the whole class. https://davebirss.com/storydice	T→SS S-S SS→T	Speaking Writing	SS: may find it intimidating to judge their own language production. T: will encourage each contribution



					
5'	Activity5: Follow up: Feedback session (Assessment&Self-Assessment)	<p>T summarizes the lesson and assesses what has been achieved by asking brief questions about the content, as well as whether the SS found the topic interesting or not, etc.</p> <p><i>Homework:</i> Make up a project on the topic “My Healthy Lifestyle”</p>	T→SS SS→T	Writing Listening Brief oral questions	S: T will encourage them by telling how crucial self-assessment is for future development and personal progress